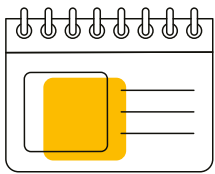


# Understanding results and grades: **a guide for students, parents and carers**

Firstly, well done to all learners who sat exams this summer. For many of you it will have been your first experience of sitting external exams, so you should be proud of this achievement.


Now, as you wait to get your results, we want to share some helpful information with you about what to expect on results day and where to find further support should you need it.



## Results days



## Receiving and understanding your results




## Grades and grade boundaries



## What can I do if I'm not happy with my results?



## University applications

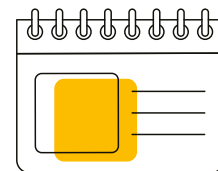


## Certificates



# Results days

Results will be available to students on:



**Thursday  
17 August**

AS, A level, AEA, Edexcel Award Level 3, Project Level 3, Mathematics in Context, BTEC Nationals, T Levels Technical Qualifications.

**Thursday  
24 August**

GCSE, International GCSE, Project Level 1 and 2, Edexcel Award Level 1 and 2, ELC, BTEC Firsts, Technicals and Tech Awards.

## Receiving and understanding your results



Your school or college will let you know how they'll provide your results.

If you're a private candidate, please get in touch with the school or college where you sat your exams to confirm how you'll receive your results.

### Results slips

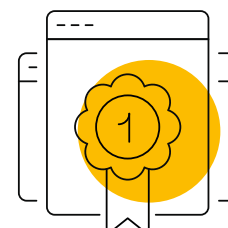
On results day, you'll receive a results slip that will show your provisional results. Your school or college may produce a combined results slip with the results from all exam boards. All results are provisional (pending any post-results services outcomes that you may have applied for) until you receive your results certificate. Your results slip will show unit results, component-level marks and your overall grade. It will also show the grade for any endorsements such as the GCSE English Spoken Language Endorsement or the A level Sciences Practical Skills Endorsement. This grade will appear in a separate line on your results certificate but does not contribute to the overall final grade.

## Grades and grade boundaries

All GCSEs are now graded 9 – 1, with 9 being the highest grade. A levels are graded A\* – E, with A\* being the highest grade.

### Grade boundaries

All exam boards set grade boundaries. Grade boundaries are the minimum mark needed to achieve a certain grade. They are set after the exams have taken place and all the marking is complete. Grade boundaries are published on our website from results day at [quals.pearson.com/gradeboundaries](https://www.quals.pearson.com/gradeboundaries).



Ofqual confirmed that grading would return to normal this summer, but with some protection in place for GCSE and A level student cohorts for 2023.

For example, broadly speaking this means that a typical student who would have achieved, say, an A grade in an A level qualification before the pandemic will be just as likely to get an A in 2023, even if their performance in the assessments is a little weaker in 2023 than it would have been before the pandemic.

Please take a look at the **[information for students set out by Ofqual](#)** for summer 2023.



## What can I do if I'm not happy with my results?

If you're not happy with some of the results you've received, the first thing you need to do is talk to your teacher or your exams officer. They'll be best placed to help you and decide what the next step is.

### How can my school or college help me?

- Your school or college could request to see a copy of your exam script, with your written permission. They may also apply for a review of marking or moderation on your behalf.
- A review of marking or moderation can only be requested by your school or college, not by individual candidates or parents. The only exception to this is private candidates.
- There may be a fee charged for the service requested, but whether this fee is passed on to candidates depends on your school or college, so please speak to them.
- There are different deadlines for applications and reviews of marking. Therefore, if you're waiting for confirmation of a university place, we'd recommend you let your university know so they can take this into account when making their decisions.

It's important to remember that a review of marking or moderation can result in your grade going up, down or remaining the same.

- Once you've received the outcome of the review, if you're still not happy with your results, please speak to your school or college so they can talk you through the options available to you, which may include the appeals process. Alternatively, for GCSE English Language and GCSE Maths, you could decide to do a resit in the November exam series.



## Appeals

For further information on the appeals process for general qualifications (including GCSE and A level) and vocational qualifications (including BTEC and T Levels) please go to our appeals web page. Here you'll find further details about the appeals process and frequently asked questions to help you decide if this is the right course of action for you: [quals.pearson.com/appealsprocess](https://quals.pearson.com/appealsprocess).

## University applications

If you've applied to university through UCAS, your school or college will have informed us of your UCAS ID when they entered or registered you on our systems. We'll automatically send your provisional results to UCAS, who will forward them on to your chosen university or college. If you've requested any post-results services and your grades change, we'll send an amendment file to UCAS the day after your amended grades have been made available.

If your exam results were not what you expected, or you would like some guidance about what to do next, you can call the UCAS Exam Results Helpline for help and advice on anything including: retakes, resits, gap years, apprenticeships, further education, Clearing and funding.

To contact the UCAS Exam Results Helpline, call **0800 100 900**.

Alternatively, you can visit the [UCAS website](https://ucas.org/).




## Certificates

We'll send your certificate to the school or college where you sat your exams, about 10 weeks after results day. Your certificate will show your final, confirmed results.

Once you've collected your certificate, do take a good look at it to ensure that your details are correct, e.g. your name is spelled correctly, and it has your correct date of birth. Should you need to make any changes, please talk to your school or college who will return your certificate to us for amendment and re-issue.

Remember, this is an important document that you will need to keep in a safe place. You'll need it to confirm your results with future employers and/or further education. If you lose your certificate we offer a replacement service, but you will be charged for this service.

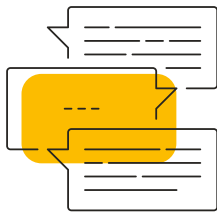
You can find out more at: [quals.pearson.com/certificateservices](https://quals.pearson.com/certificateservices).



# If I need further support, where can I find it?

## Further information and support

If you're worried about something that's happened, your mental health or someone else's, it can really help to talk to someone you trust. It is so important to know you are not alone. There's lots of information and support available to you 24 hours a day, 7 days a week.



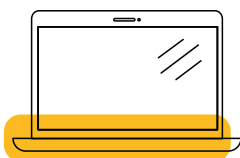
**Childline.** Call free on **0800 1111**, chat to a counsellor online or via email.

**Samaritans** Call free on **116 123** or email [jo@samaritans.org](mailto:jo@samaritans.org).

**The Mix** offer free and confidential support for under 25s via phone, email or webchat.

**Young Minds** Text **YM** to **85258** to start chatting to a trained volunteer.

## Helpful links




**Mind's** useful contacts list of charities offering support and advice.

**NHS - mental health services**

**The Hub of Hope** is a mental health support database, bringing together local, national, peer, community, charity, private and NHS mental health support and services together in one place.

You can also take a look at **The Wellbeing Zone** on our website.



## Further information

You can visit our website for further information and support with your results at:

**[quals.pearson.com/StudentResultsSupport](https://quals.pearson.com/StudentResultsSupport)**

